



-   
Compact design
-   
360° airflow
-   
High ceiling installation
-   
Individual louver control
-   
Healthy air supply



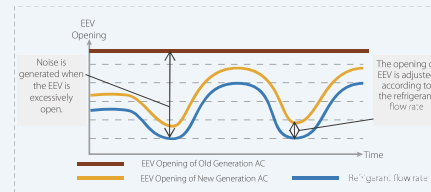
## Compact Four-Way Cassette



## COMFORT

### EEV automatic adjustment

When in heating standby mode, the indoor unit automatically adjusts the EEV opening according to the load to eliminate noise of refrigerant flowing.



### Human Detect Sensor\*

Using millimeter-wave radar sensor controller automatically turns indoor units on or off upon detecting that the room is occupied or unoccupied, ensuring climate control whilst minimizing energy consumption.



The indoor unit automatically runs when detecting human body. The indoor unit automatically stops when detecting absence.

\*This function is available as a customization option for V8 Compact Four Way Cassette.

## AIR FLOW

### 360° Airflow

New design, round airflow path ensures uniform airflow and temperature distribution.



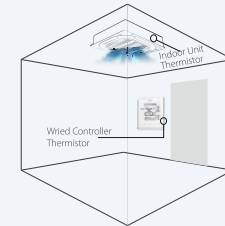
The continuous air supply port air supply area increases by 20%

### Multiple Steps Vertical Swing

The Compact Four-way Cassette unit has a wide range of airflow angles from 40° to 70° and is equipped with a 5-step louver control and auto swing mode to better meet the needs of different customers

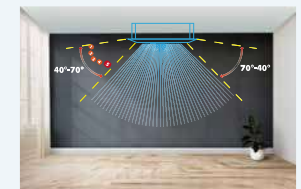
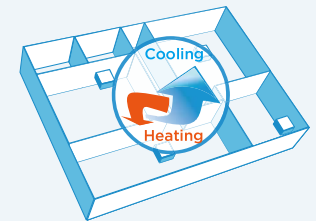
### Two thermistors control

The indoor temperature can be checked using the thermistor in the wired controller as well as from the indoor unit



### Auto Cooling-heating Changeover

Automatically selects cooling or heating mode to achieve the set temperature.



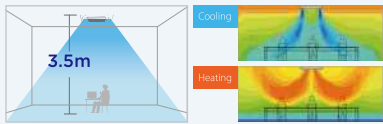
### 7 Fan Speeds

7 indoor fan speed options to meet the needs of different indoor conditions.



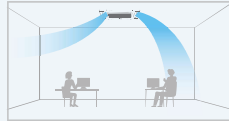
### Long Distance Air Delivery

The Compact Four-way Cassette has an additional 30Pa static pressure for long airflow delivery and is capable of being used in spaces up to 3.5m in floor height.



### Individual Louver Control

The Individual louver control can control the motors separately, making it possible to control all four louvers independently.



### Soft Wind Mode

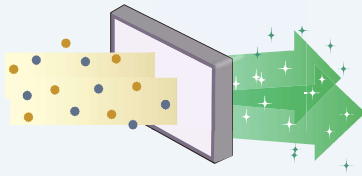
Supplies air against the ceiling to create windless environment.



## HEALTH

### Optional F6-class Air Filter

The Compact Four-way Cassette supports 30Pa external static pressure for the F6-class filter installation. Filtering effect of the F6-class filter reaches up to 80% against particles (particle size > 1µm), creating a cleaner living environment.



### Mildew proof of heat exchanger

When the indoor unit is turned off in cooling mode, the fan is still on, and dry the heat exchanger to avoid mold on the heat exchanger.



### Silver Ions drain pan (optional)

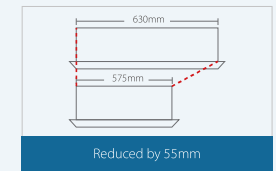
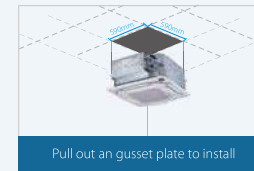
Slow-released nano-silver ions can keep the drain pan free of mold for a long time.



## EASY INSTALLATION

### Compact and stylish design

New Compact Four-way Cassette panel size is fit into the ceiling tile(620mm X 620mm), making installation easier.



### High-lift drain pump

A drain pump with a 1200mm raise height is fitted as standard, simplifying installation of the drain piping.



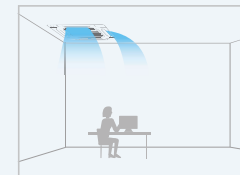
### Water level switch

When the drain pipe is blocked or the drain pipe is poor, the water level switch is turned off, and there is no need to worry about overflowing the ceiling.

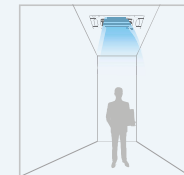


### Air baffle fittings for irregular rooms

Some air discharge ports can be blocked with air baffle to optimize air distribution in irregular shaped rooms. Air outlets can be blocked with accessories, which can be found in the packing material.



At the corner



In the narrow room