



Free drainage




Quiet operation



High-lift drain pump



Two-Way Cassette



COMFORT

Digital Display On/Off

Indoor unit displays can be shut off at night, creating a better environment for rest.



Digital display

Buzzer Sound On/Off

Indoor unit buzzer sound can be set off to not disturb the user, creating a quieter environment.



Buzzer

Quiet Operation

The fan motor and water pump are DC power supply, which is more energy-saving and silent than AC power supply, creating a more quiet and comfortable environment



Fan Motor



Drain Pump

HEALTH


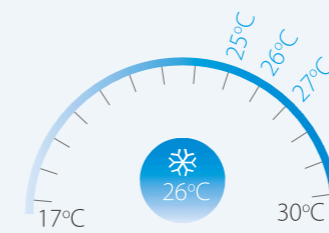
Automatic anti-condensation

The Two-way Cassette can automatically enter and exit the anti-condensation mode by detecting its own operation data; In the anti-condensation mode, the machine can change the outlet angle of the guide vane intermittently to prevent the local temperature difference of the guide panel from being too large and avoid the occurrence of condensation.



0.5°C/1°C Setting Temperature Adjustment

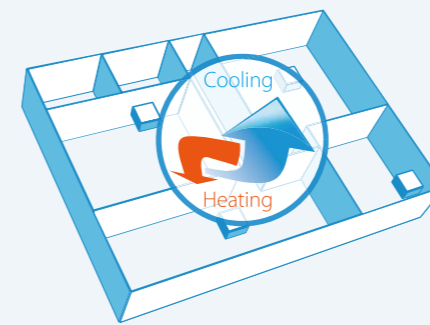
Set temperature can be adjusted in 0.5°C or 1°C steps, enabling precise comfort control.



WIDER APPLICATION

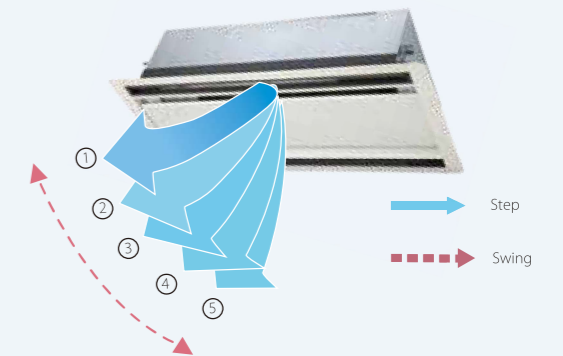
Auto Cooling-heating Changeover

Automatically selects cooling or heating mode to achieve the set temperature.




Multiple Steps Vertical Swing

There are 5-steps louver control makes the air flow direction more precisely. In addition, the auto swing mode can better meet different customer needs. Air supply angle 35-65 °.



Digital feedback DC water pump

Digital feedback DC water pump: actively sense the pump speed and water flow to determine whether there is jamming attenuation or damage, and give early warning to avoid water leakage.



High-lift drain pump

A drain pump with a 1200mm raise height is fitted as standard, simplifying installation of the drain piping.

