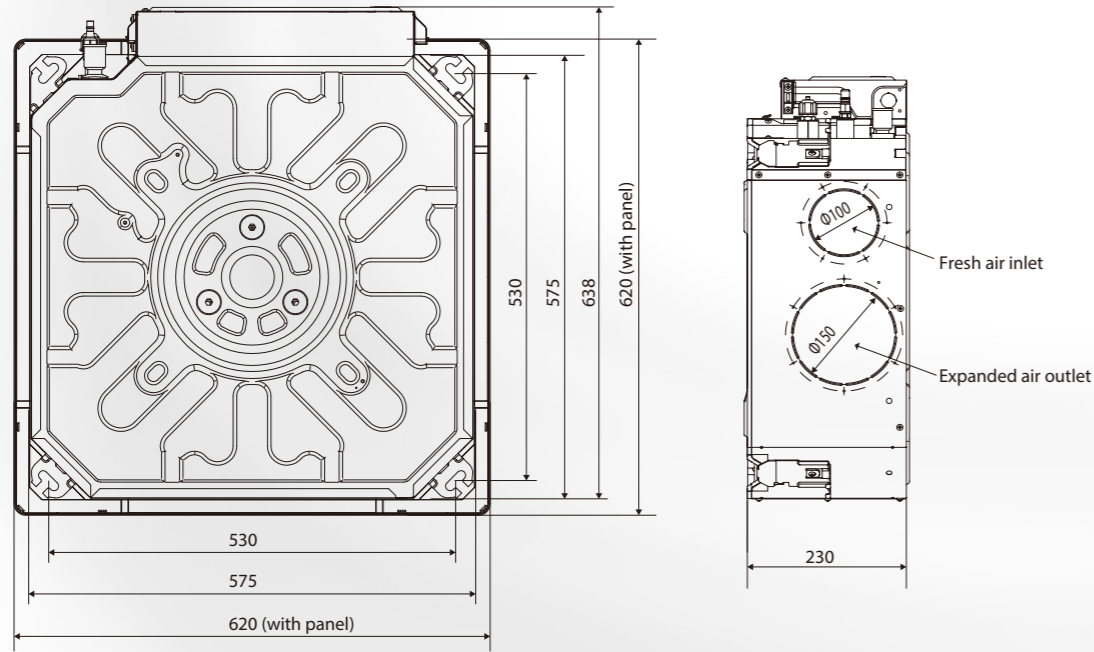


Dimensions

(Unit: mm)



Specification

Model		MIH15Q4CN18	MIH22Q4CN18	MIH28Q4CN18	MIH36Q4CN18	MIH45Q4CN18	MIH56Q4CN18	MIH63Q4CN18	
Power supply		1-phase, 220-240V, 50Hz							
Cooling ¹	Capacity	kW	1.5	2.2	2.8	3.6	4.5	5.6	6.3
		kBtu/h	5.1	7.5	9.6	12.3	15.4	19.1	21.5
	Power input	W	14	14	16	18	25	35	50
Heating ²	Capacity	kW	1.8	2.4	3.2	4.0	5.0	6.3	7.1
		kBtu/h	6.1	8.2	10.9	13.7	17.1	21.5	24.2
	Power input	W	14	14	16	18	25	35	50
Air flow rate ³	m ³ /h	450/425/400/370/345/320/295	450/425/400/370/345/320/295	510/480/455/425/395/370/340	530/500/470/440/405/375/345	640/605/570/530/495/460/425	810/765/720/670/625/580/535	905/855/805/755/705/655/605	
Sound pressure level ⁴	dB(A)	29/28/27/27/26/26/25	29/28/27/27/26/26/25	30/29/28/27/26/26/25	31/30/29/28/27/26/25.5	36.5/35/33/31/29/28/26.5	39/38/37/36/35/34/32	43/42/40/38/36/35/33.5	
Sound power level ⁵	dB(A)	40/39/39/39/38/38/38	40/39/39/39/38/38/38	42/41/40/39/39/38/38	42/40/39/38/38/38/38	44/44/43/42/41/41/41	48/46/45/43/42/42/41	51/50/48/46/45/44/42	
Main body	Net dimensions ⁶ (WxHxD)	mm	575x235x638						
	Packed dimensions (WxHxD)	mm	690x285x690						
	Net/Gross weight	kg	13.0/15.5		14.0/16.5		15.0/17.5		
Panel	Net dimensions ⁷ (WxHxD)	mm	620x65x620						
	Packed dimensions (WxHxD)	mm	680x80x665						
	Net/Gross weight	kg	2.3/3.0						
Pipe connections	Liquid/Gas pipe	mm	Φ6.35/Φ12.7					Φ9.52/Φ15.9	
	Drain pipe	mm	OD Φ25						

- Notes:
- Indoor temperature 27°C DB, 19°C WB; outdoor temperature 35°C DB; equivalent refrigerant piping length 7.5m with zero level difference.
 - Indoor temperature 20°C DB; outdoor temperature 7°C DB, 6°C WB; equivalent refrigerant piping length 7.5m with zero level difference.
 - Air flow rate are from the highest speed to the lowest speed at 0 Pa static pressure, total 7 rates for each model.
 - Sound pressure level is from highest level to lowest level at 0 Pa static pressure, total 7 levels for each model. Sound pressure level is measured 1.4m below the unit in a semi-anechoic chamber.
 - Sound power level is from highest level to lowest level at 0 Pa static pressure, total 7 levels for each model.
 - The dimension is only the body size, excluding the size of the installation lug, connecting copper pipe, etc. For detailed dimensions, please refer to the installation manual.
 - Exposed height of the panel after being installed on the ceiling.

B-V8Q4CHEU202312



V8 INDOOR UNIT

Compact Four-way Cassette

DISCOVER
RELIABLE COMFORT

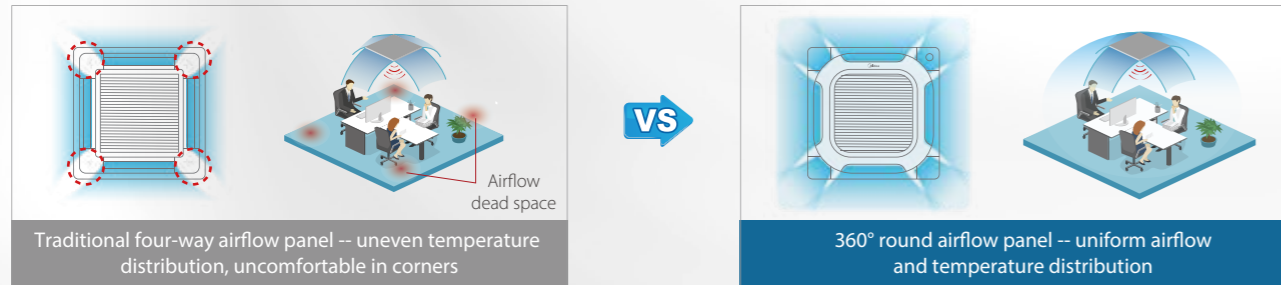


Why Choose V8 Compact Four-way Cassette

True Feelings 1: When working in the office, the cold wind blows directly in some places, while cannot reach some parts of the office.

360° Airflow

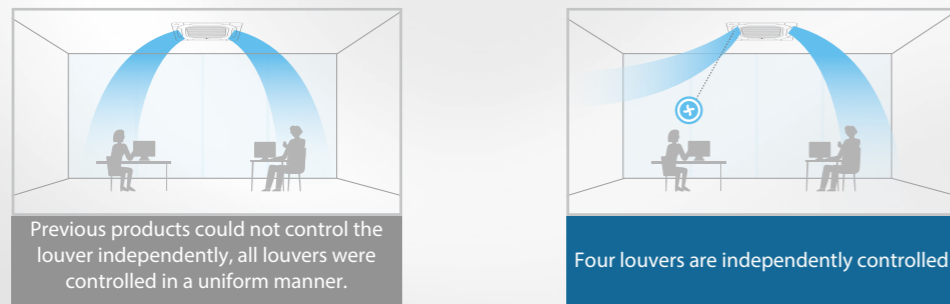
The new round airflow panel of Compact Four-way Cassette has a **20%** larger airflow area than the old four-way airflow panel, providing a more even, comfortable airflow.



True Feelings 2: The colleague on the opposite side likes the strong wind from the air conditioning, while I have a very serious cervical spondylosis and I am afraid of the wind that blows at me directly.

Individual Louver Control

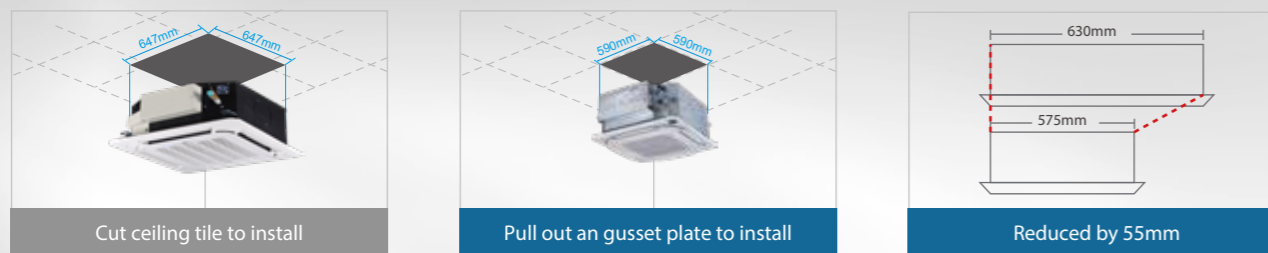
The Individual louver control can control the motors separately, making it possible to control all four louvers independently.



True Feelings 3: During installation, the size of the Compact Four-way Cassette panel is not suitable for the ceiling tile, which is not beautiful, needs to be cut.

Compact and Stylish Design

New Compact Four-way Cassette panel size is fit into the ceiling tile(590mm×590mm), making installation easier.



1

Features

Human Detect Sensor*

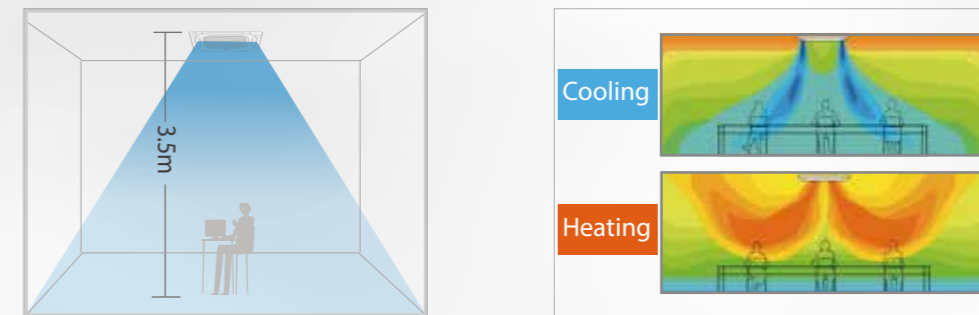
Using millimeter-wave radar sensor controller automatically turns indoor units on or off upon detecting that the room is occupied or unoccupied, ensuring climate control while minimizing energy consumption.



*This function is available as a customization option for V8 Compact Four Way Cassette.


Long Distance Air Delivery

The Compact Four-way Cassette has an additional **30Pa** static pressure for long airflow delivery and is capable of being used in floor height spaces up to **3.5m**.



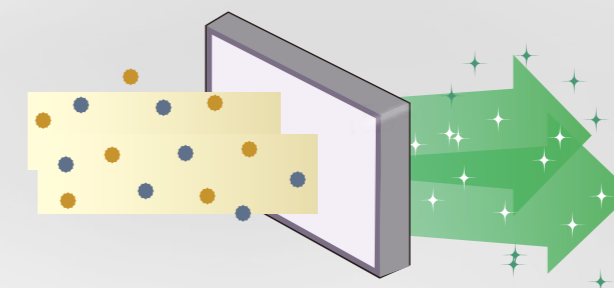
Multiple Steps Vertical Swing

The Compact Four-way Cassette unit has a wide range of airflow angles from **40° to 70°** and is equipped with a **5-step** louver control and automatic swing mode to better meet the needs of different customers



Optional F6-class Air Filter

The Compact Four-way Cassette supports 30Pa external static pressure for the F6-class filter installation. Filtering effect of the F6-class filter reaches up to 80% against particles (particle size > 1 μm), creating a cleaner living environment.



2